

























Tube Counts

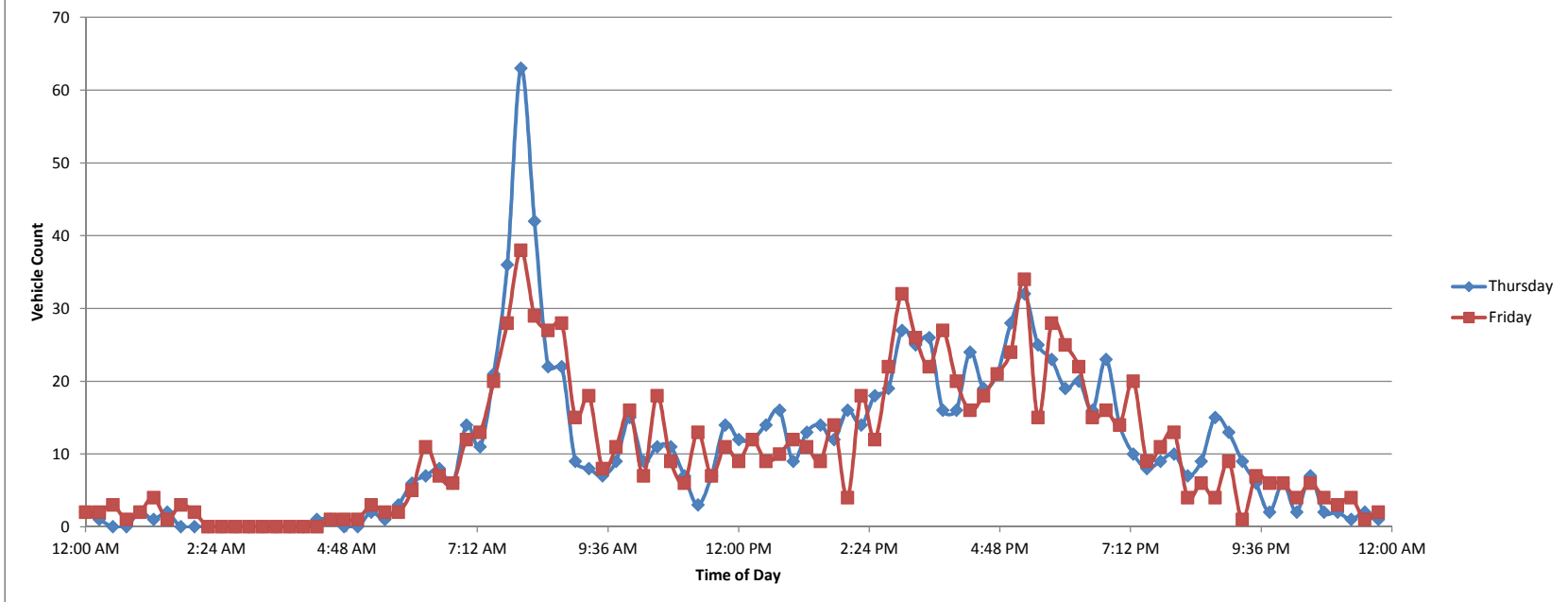
LOCATION: Scotts Valley Dr SPECIFIC LOCATION: 0 ft from Tabor St CITY/STATE: Scotts Valley, CA						QC JOB #: 12456607 DIRECTION: EB/WB DATE: Mar 20 2014 - Mar 21 2014				
Start Time	Mon	Tue	Wed	Thu 20-Mar-14	Fri 21-Mar-14	Average Weekday Hourly Traffic	Sat	Sun	Average Week Hourly Traffic	Average Week Profile
12:00 AM				2	2	2			2	
12:15 AM				1	2	2			2	
12:30 AM				0	3	2			2	
12:45 AM				0	1	1			1	
1:00 AM				2	2	2			2	
1:15 AM				1	4	3			3	
1:30 AM				2	1	2			2	
1:45 AM				0	3	2			2	
2:00 AM				0	2	1			1	
2:15 AM				0	0	0			0	
2:30 AM				0	0	0			0	
2:45 AM				0	0	0			0	
3:00 AM				0	0	0			0	
3:15 AM				0	0	0			0	
3:30 AM				0	0	0			0	
3:45 AM				0	0	0			0	
4:00 AM				0	0	0			0	
4:15 AM				1	0	1			1	
4:30 AM				1	1	1			1	
4:45 AM				0	1	1			1	
5:00 AM				0	1	1			1	
5:15 AM				2	3	3			3	
5:30 AM				1	2	2			2	
5:45 AM				3	2	3			3	
Day Total										
% Weekday Average										
% Week Average										
AM Peak Volume										
PM Peak Volume										
<i>Comments:</i>										

LOCATION: Scotts Valley Dr SPECIFIC LOCATION: 0 ft from Tabor St CITY/STATE: Scotts Valley, CA						QC JOB #: 12456607 DIRECTION: EB/WB DATE: Mar 20 2014 - Mar 21 2014				
Start Time	Mon	Tue	Wed	Thu 20-Mar-14	Fri 21-Mar-14	Average Weekday Hourly Traffic	Sat	Sun	Average Week Hourly Traffic	Average Week Profile
6:00 AM				6	5	6			6	
6:15 AM				7	11	9			9	
6:30 AM				8	7	8			8	
6:45 AM				6	6	6			6	
7:00 AM				14	12	13			13	
7:15 AM				11	13	12			12	
7:30 AM				21	20	21			21	
7:45 AM				36	28	32			32	
8:00 AM				63	38	51			51	
8:15 AM				42	29	36			36	
8:30 AM				22	27	25			25	
8:45 AM				22	28	25			25	
9:00 AM				9	15	12			12	
9:15 AM				8	18	13			13	
9:30 AM				7	8	8			8	
9:45 AM				9	11	10			10	
10:00 AM				15	16	16			16	
10:15 AM				9	7	8			8	
10:30 AM				11	18	15			15	
10:45 AM				11	9	10			10	
11:00 AM				7	6	7			7	
11:15 AM				3	13	8			8	
11:30 AM				7	7	7			7	
11:45 AM				14	11	13			13	
Day Total										
% Weekday Average										
% Week Average										
AM Peak Volume										
PM Peak Volume										
<i>Comments:</i>										

LOCATION: Scotts Valley Dr SPECIFIC LOCATION: 0 ft from Tabor St CITY/STATE: Scotts Valley, CA						QC JOB #: 12456607 DIRECTION: EB/WB DATE: Mar 20 2014 - Mar 21 2014				
Start Time	Mon	Tue	Wed	Thu 20-Mar-14	Fri 21-Mar-14	Average Weekday Hourly Traffic	Sat	Sun	Average Week Hourly Traffic	Average Week Profile
12:00 PM				12	9	11			11	
12:15 PM				12	12	12			12	
12:30 PM				14	9	12			12	
12:45 PM				16	10	13			13	
1:00 PM				9	12	11			11	
1:15 PM				13	11	12			12	
1:30 PM				14	9	12			12	
1:45 PM				12	14	13			13	
2:00 PM				16	4	10			10	
2:15 PM				14	18	16			16	
2:30 PM				18	12	15			15	
2:45 PM				19	22	21			21	
3:00 PM				27	32	30			30	
3:15 PM				25	26	26			26	
3:30 PM				26	22	24			24	
3:45 PM				16	27	22			22	
4:00 PM				16	20	18			18	
4:15 PM				24	16	20			20	
4:30 PM				19	18	19			19	
4:45 PM				21	21	21			21	
5:00 PM				28	24	26			26	
5:15 PM				32	34	33			33	
5:30 PM				25	15	20			20	
5:45 PM				23	28	26			26	
Day Total										
% Weekday Average										
% Week Average										
AM Peak Volume										
PM Peak Volume										
<i>Comments:</i>										

LOCATION: Scotts Valley Dr SPECIFIC LOCATION: 0 ft from Tabor St CITY/STATE: Scotts Valley, CA						QC JOB #: 12456607 DIRECTION: EB/WB DATE: Mar 20 2014 - Mar 21 2014				
Start Time	Mon	Tue	Wed	Thu 20-Mar-14	Fri 21-Mar-14	Average Weekday Hourly Traffic	Sat	Sun	Average Week Hourly Traffic	Average Week Profile
6:00 PM				19	25	22			22	
6:15 PM				20	22	21			21	
6:30 PM				16	15	16			16	
6:45 PM				23	16	20			20	
7:00 PM				14	14	14			14	
7:15 PM				10	20	15			15	
7:30 PM				8	9	9			9	
7:45 PM				9	11	10			10	
8:00 PM				10	13	12			12	
8:15 PM				7	4	6			6	
8:30 PM				9	6	8			8	
8:45 PM				15	4	10			10	
9:00 PM				13	9	11			11	
9:15 PM				9	1	5			5	
9:30 PM				6	7	7			7	
9:45 PM				2	6	4			4	
10:00 PM				6	6	6			6	
10:15 PM				2	4	3			3	
10:30 PM				7	6	7			7	
10:45 PM				2	4	3			3	
11:00 PM				2	3	3			3	
11:15 PM				1	4	3			3	
11:30 PM				2	1	2			2	
11:45 PM				1	2	2			2	
Day Total				1048	1030	1062			1062	
% Weekday Average				98.7%	97.0%					
% Week Average				98.7%	97.0%	100.0%				
AM Peak				8:00 AM	8:00 AM	8:00 AM			8:00 AM	
Volume				63	38	51			51	
PM Peak				5:15 PM	5:15 PM	5:15 PM			5:15 PM	
Volume				32	34	33			33	
<i>Comments:</i>										

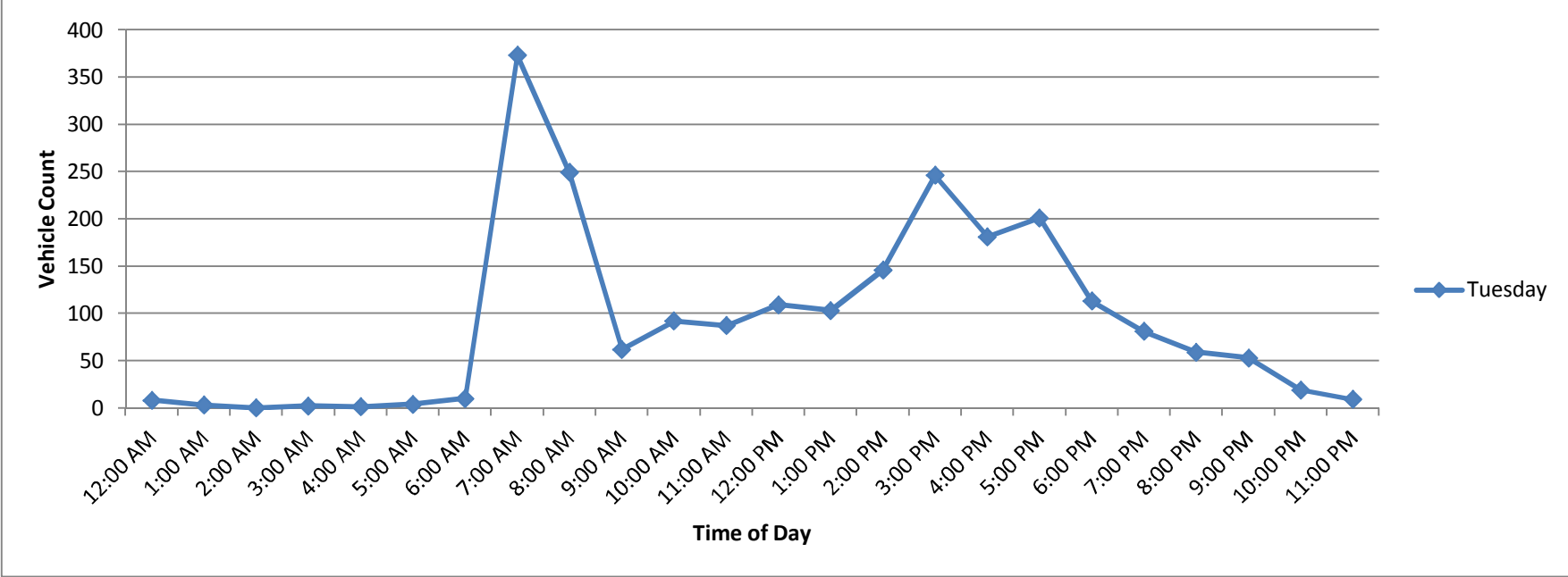
Tube Counts - Scotts Valley Drive near Tabor Street



Descriptive Statistics

	<i>Thursday</i>	<i>Friday</i>
Mean	10.9167	10.72917
Standard Error	1.09019	0.953005
Median	9	9
Mode	0	0
Standard Deviation	10.6817	9.337507
Sample Variance	114.098	87.18904
Kurtosis	5.21676	-0.07462
Skewness	1.72428	0.848977
Range	63	38
Minimum	0	0
Maximum	63	38
Sum	1048	1030
Count	96	96
Confidence Level(95.0%)	2.16431	1.891955

Tube Counts - Glenwood Drive south of Scotts Valley High School

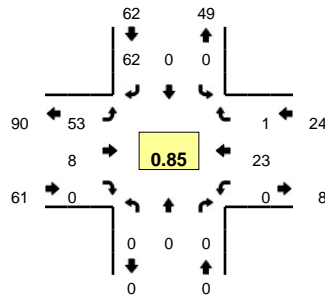


*Obtained from the *Glenwood Drive & Casa Way/Kerry Court Intersection Study* for the City of Scotts Valley conducted by Hexagon Consulting, Inc. (April, 2014)

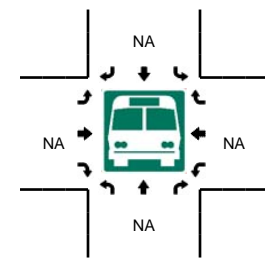
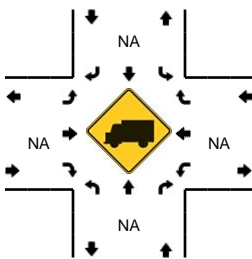
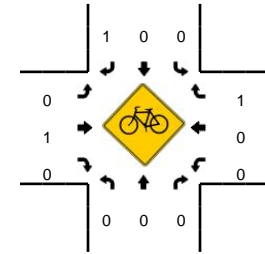
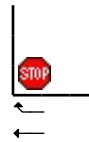
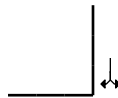
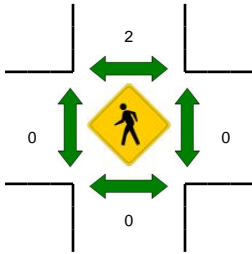
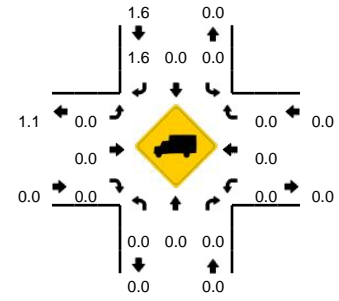
Existing AM Turning Movements

LOCATION: Bethany Dr -- Scotts Valley Dr
CITY/STATE: Scotts Valley, CA

QC JOB #: 12473201
DATE: Wed, Apr 09 2014



Peak-Hour: 7:45 AM -- 8:45 AM
Peak 15-Min: 8:00 AM -- 8:15 AM

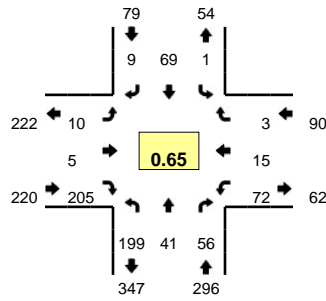


15-Min Count Period Beginning At	Bethany Dr (Northbound)				Bethany Dr (Southbound)				Scotts Valley Dr (Eastbound)				Scotts Valley Dr (Westbound)				Total	Hourly Totals
	Left	Thru	Right	U	Left	Thru	Right	U	Left	Thru	Right	U	Left	Thru	Right	U		
7:00 AM	0	0	0	0	0	0	4	0	0	1	0	0	0	3	0	0	8	
7:15 AM	0	0	0	0	0	0	3	0	4	0	0	0	0	6	0	0	13	
7:30 AM	0	0	0	0	0	0	8	0	3	0	0	0	0	4	0	0	15	
7:45 AM	0	0	0	0	0	0	16	0	8	2	0	2	0	8	0	0	36	72
8:00 AM	0	0	0	0	0	0	16	0	15	3	0	3	0	6	0	0	43	107
8:15 AM	0	0	0	0	0	0	14	0	18	1	0	0	0	4	1	0	38	132
8:30 AM	0	0	0	0	0	0	16	0	7	2	0	0	0	5	0	0	30	147
8:45 AM	0	0	0	0	0	0	14	0	10	3	0	0	0	4	1	0	32	143
Peak 15-Min Flowrates	Northbound				Southbound				Eastbound				Westbound				Total	
	Left	Thru	Right	U	Left	Thru	Right	U	Left	Thru	Right	U	Left	Thru	Right	U		
All Vehicles	0	0	0	0	0	0	64	0	60	12	0	12	0	24	0	0	172	
Heavy Trucks	0	0	0	0	0	0	0	0	0	0	0	0	0	0	0	0	0	
Pedestrians	0	0	0	0	0	0	0	0	0	0	0	0	0	0	0	0	0	
Bicycles	0	0	0	0	0	0	0	0	0	0	0	0	0	0	0	0	0	
Railroad																		
Stopped Buses																		

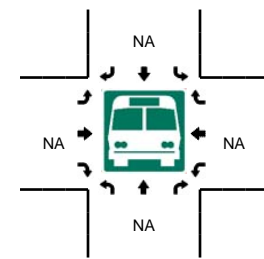
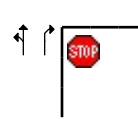
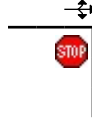
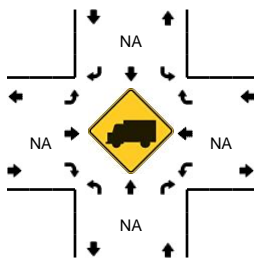
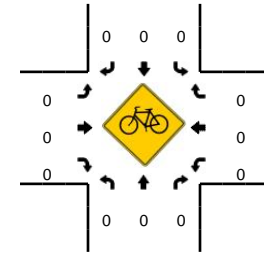
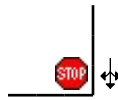
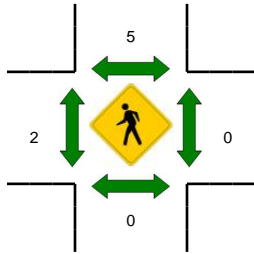
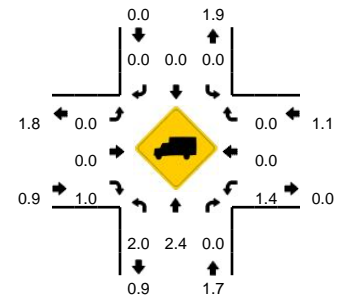
Comments:

LOCATION: Tabor Dr -- Vine Hill School Rd
CITY/STATE: Scotts Valley, CA

QC JOB #: 12473203
DATE: Wed, Apr 09 2014



Peak-Hour: 7:45 AM -- 8:45 AM
Peak 15-Min: 8:00 AM -- 8:15 AM

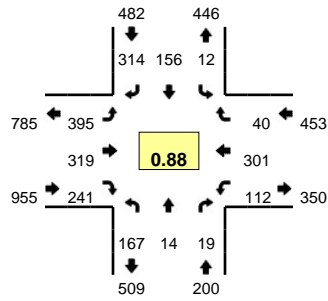


15-Min Count Period Beginning At	Tabor Dr (Northbound)				Tabor Dr (Southbound)				Vine Hill School Rd (Eastbound)				Vine Hill School Rd (Westbound)				Total	Hourly Totals
	Left	Thru	Right	U	Left	Thru	Right	U	Left	Thru	Right	U	Left	Thru	Right	U		
7:00 AM	4	2	1	0	0	9	1	0	0	0	4	0	7	0	0	0	28	
7:15 AM	6	5	4	0	0	7	4	0	2	0	4	0	9	2	0	0	43	
7:30 AM	18	2	3	0	1	15	2	1	1	0	4	0	9	3	0	0	59	
7:45 AM	74	9	14	0	0	19	3	0	3	2	53	0	21	4	1	0	203	333
8:00 AM	84	18	16	0	0	18	4	0	4	0	96	0	17	6	2	0	265	570
8:15 AM	26	3	15	1	0	21	1	0	3	3	48	0	14	4	0	0	139	666
8:30 AM	14	11	11	0	1	11	1	0	0	0	8	0	20	1	0	0	78	685
8:45 AM	29	7	9	0	0	13	1	0	3	1	14	0	17	2	0	0	96	578
Peak 15-Min Flowrates	Northbound				Southbound				Eastbound				Westbound				Total	
	Left	Thru	Right	U	Left	Thru	Right	U	Left	Thru	Right	U	Left	Thru	Right	U		
All Vehicles	336	72	64	0	0	72	16	0	16	0	384	0	68	24	8	0	1060	
Heavy Trucks	4	0	0		0	0	0		0	0	0		0	0	0		4	
Pedestrians		0				4				0				0				4
Bicycles	0	0	0		0	0	0		0	0	0		0	0	0		0	
Railroad																		
Stopped Buses																		

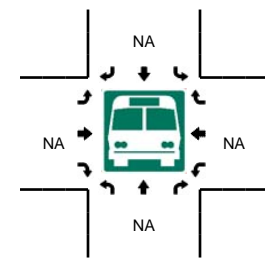
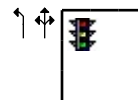
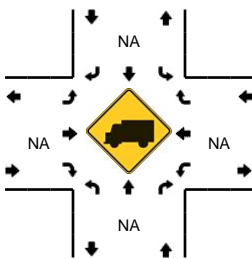
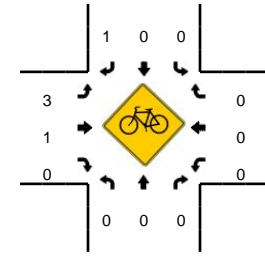
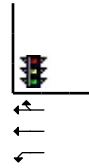
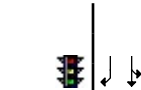
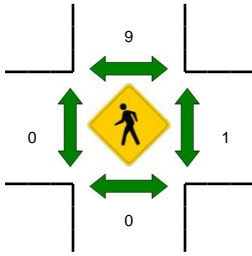
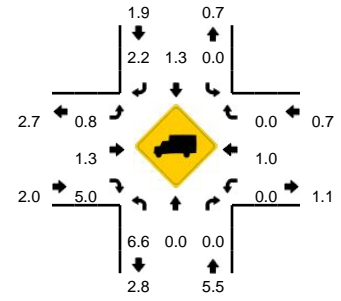
Comments:

LOCATION: Glenwood Dr -- Scotts Valley Dr
CITY/STATE: Scotts Valley, CA

QC JOB #: 12473205
DATE: Wed, Apr 09 2014



Peak-Hour: 7:30 AM -- 8:30 AM
Peak 15-Min: 8:00 AM -- 8:15 AM

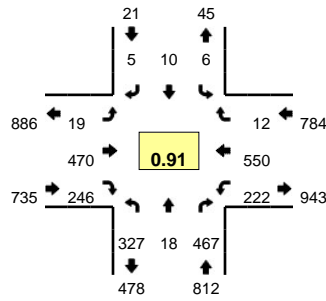


15-Min Count Period Beginning At	Glenwood Dr (Northbound)				Glenwood Dr (Southbound)				Scotts Valley Dr (Eastbound)				Scotts Valley Dr (Westbound)				Total	Hourly Totals
	Left	Thru	Right	U	Left	Thru	Right	U	Left	Thru	Right	U	Left	Thru	Right	U		
7:00 AM	16	2	0	0	5	13	26	0	39	14	30	0	16	22	3	0	186	
7:15 AM	31	4	3	0	2	28	42	0	132	46	48	0	12	26	34	0	408	
7:30 AM	35	6	4	0	1	54	97	0	109	43	65	1	8	34	19	0	476	
7:45 AM	43	2	6	0	6	34	59	0	61	108	72	0	31	81	4	0	507	1577
8:00 AM	45	0	6	0	3	27	69	0	106	116	58	2	40	118	7	0	597	1988
8:15 AM	44	6	3	0	2	41	89	0	116	52	46	0	33	68	10	0	510	2090
8:30 AM	51	4	6	0	1	28	58	0	48	42	73	0	27	30	4	0	372	1986
8:45 AM	36	5	2	0	2	34	31	0	33	52	61	0	27	47	2	0	332	1811
Peak 15-Min Flowrates	Northbound				Southbound				Eastbound				Westbound				Total	
	Left	Thru	Right	U	Left	Thru	Right	U	Left	Thru	Right	U	Left	Thru	Right	U		
All Vehicles	180	0	24	0	12	108	276	0	424	464	232	8	160	472	28	0	2388	
Heavy Trucks	12	0	0		0	0	8		4	4	0		0	0	0		28	
Pedestrians	0	0	0		0	0	0		0	0	0		0	0	0		0	
Bicycles	0	0	0		0	0	0		1	1	0		0	0	0		2	
Railroad																		
Stopped Buses																		

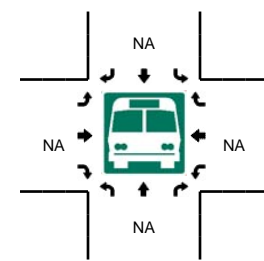
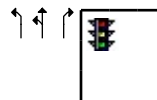
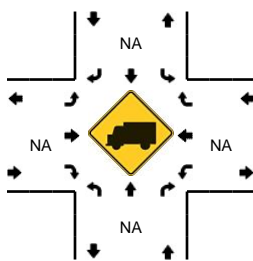
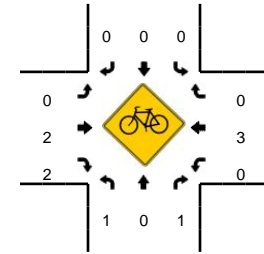
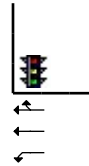
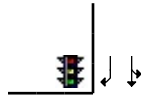
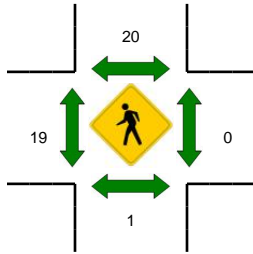
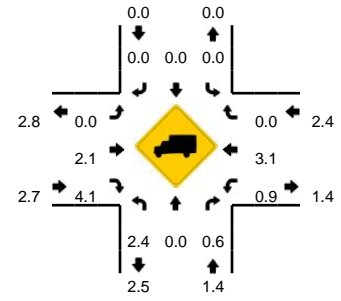
Comments:

LOCATION: Granite Creek Rd -- Scotts Valley Dr
CITY/STATE: Scotts Valley, CA

QC JOB #: 12473207
DATE: Wed, Apr 09 2014



Peak-Hour: 7:30 AM -- 8:30 AM
Peak 15-Min: 8:00 AM -- 8:15 AM

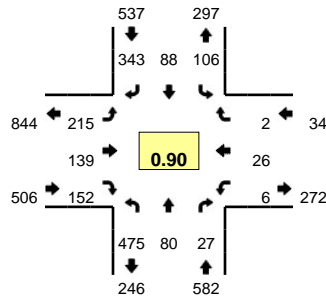


15-Min Count Period Beginning At	Granite Creek Rd (Northbound)				Granite Creek Rd (Southbound)				Scotts Valley Dr (Eastbound)				Scotts Valley Dr (Westbound)				Total	Hourly Totals
	Left	Thru	Right	U	Left	Thru	Right	U	Left	Thru	Right	U	Left	Thru	Right	U		
7:00 AM	43	6	48	0	1	0	0	0	2	25	43	0	24	39	0	0	231	
7:15 AM	39	4	96	0	0	0	2	0	1	114	39	0	35	60	3	0	393	
7:30 AM	45	4	114	0	1	1	0	0	3	115	48	0	43	121	3	0	498	
7:45 AM	136	8	123	0	0	5	0	0	3	111	60	1	46	130	3	0	626	1748
8:00 AM	79	3	128	0	3	2	2	0	5	148	60	0	65	151	2	0	648	2165
8:15 AM	67	3	102	0	2	2	3	0	4	96	78	3	68	148	4	0	580	2352
8:30 AM	98	3	93	0	1	0	1	0	2	78	73	1	38	108	2	0	498	2352
8:45 AM	70	7	75	0	0	1	1	0	2	64	61	0	27	84	1	0	393	2119
Peak 15-Min Flowrates	Northbound				Southbound				Eastbound				Westbound				Total	
All Vehicles	316	12	512	0	12	8	8	0	20	592	240	0	260	604	8	0	2592	
Heavy Trucks	4	0	4		0	0	0		0	4	20		4	16	0		52	
Pedestrians		0				36				40				0			76	
Bicycles	0	0	1		0	0	0		0	0	1		0	0	0		2	
Railroad																		
Stopped Buses																		

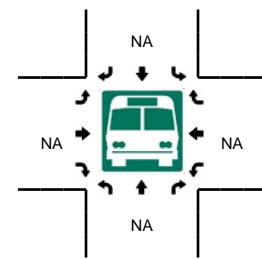

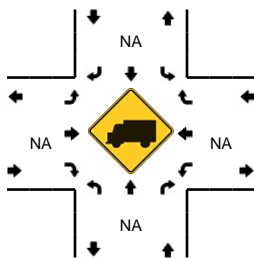
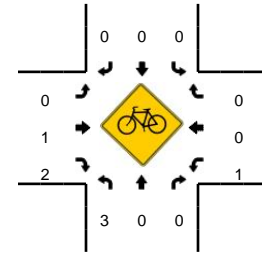
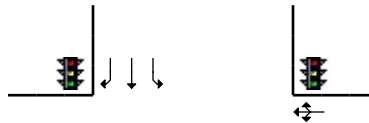
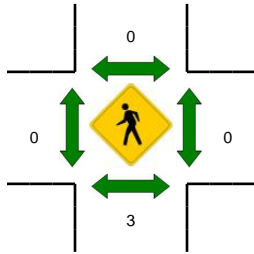
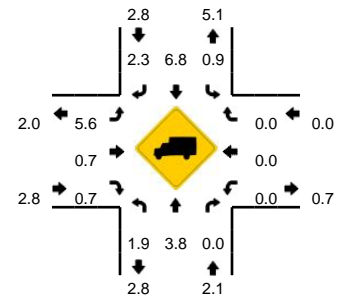
Comments:

LOCATION: Granite Creek Rd -- Santas Village Rd
CITY/STATE: Scotts Valley, CA

QC JOB #: 12473209
DATE: Wed, Apr 09 2014



Peak-Hour: 7:45 AM -- 8:45 AM
Peak 15-Min: 7:45 AM -- 8:00 AM



15-Min Count Period Beginning At	Granite Creek Rd (Northbound)				Granite Creek Rd (Southbound)				Santas Village Rd (Eastbound)				Santas Village Rd (Westbound)				Total	Hourly Totals
	Left	Thru	Right	U	Left	Thru	Right	U	Left	Thru	Right	U	Left	Thru	Right	U		
7:00 AM	41	23	0	0	6	4	37	0	58	5	7	0	3	17	0	0	201	
7:15 AM	64	14	2	0	6	12	72	0	52	5	11	0	1	8	0	0	247	
7:30 AM	92	14	3	0	6	14	69	0	47	13	18	0	1	7	0	0	284	
7:45 AM	153	14	8	0	25	23	110	0	47	41	28	0	1	9	0	0	459	1191
8:00 AM	114	24	6	0	25	18	82	0	67	20	48	0	2	4	1	0	411	1401
8:15 AM	91	20	3	0	28	25	75	0	55	48	35	0	2	6	1	0	389	1543
8:30 AM	117	22	10	0	28	22	76	0	46	30	41	0	1	7	0	0	400	1659
8:45 AM	85	17	6	0	12	18	56	0	38	29	26	0	2	6	0	0	295	1495
Peak 15-Min Flowrates	Northbound				Southbound				Eastbound				Westbound				Total	
All Vehicles	612	56	32	0	100	92	440	0	188	164	112	0	4	36	0	0	1836	
Heavy Trucks	8	0	0	0	0	4	4	0	8	4	0	0	0	0	0	0	28	
Pedestrians		4				0				0				0			4	
Bicycles	1	0	0		0	0	0		0	1	1		0	0	0		3	
Railroad																		
Stopped Buses																		

Comments: